



Safety in explosive hazard zones
Non-sparking tools

EFFECTIVELY PREVENTING DANGER. WITH NON-SPARKING TOOLS.

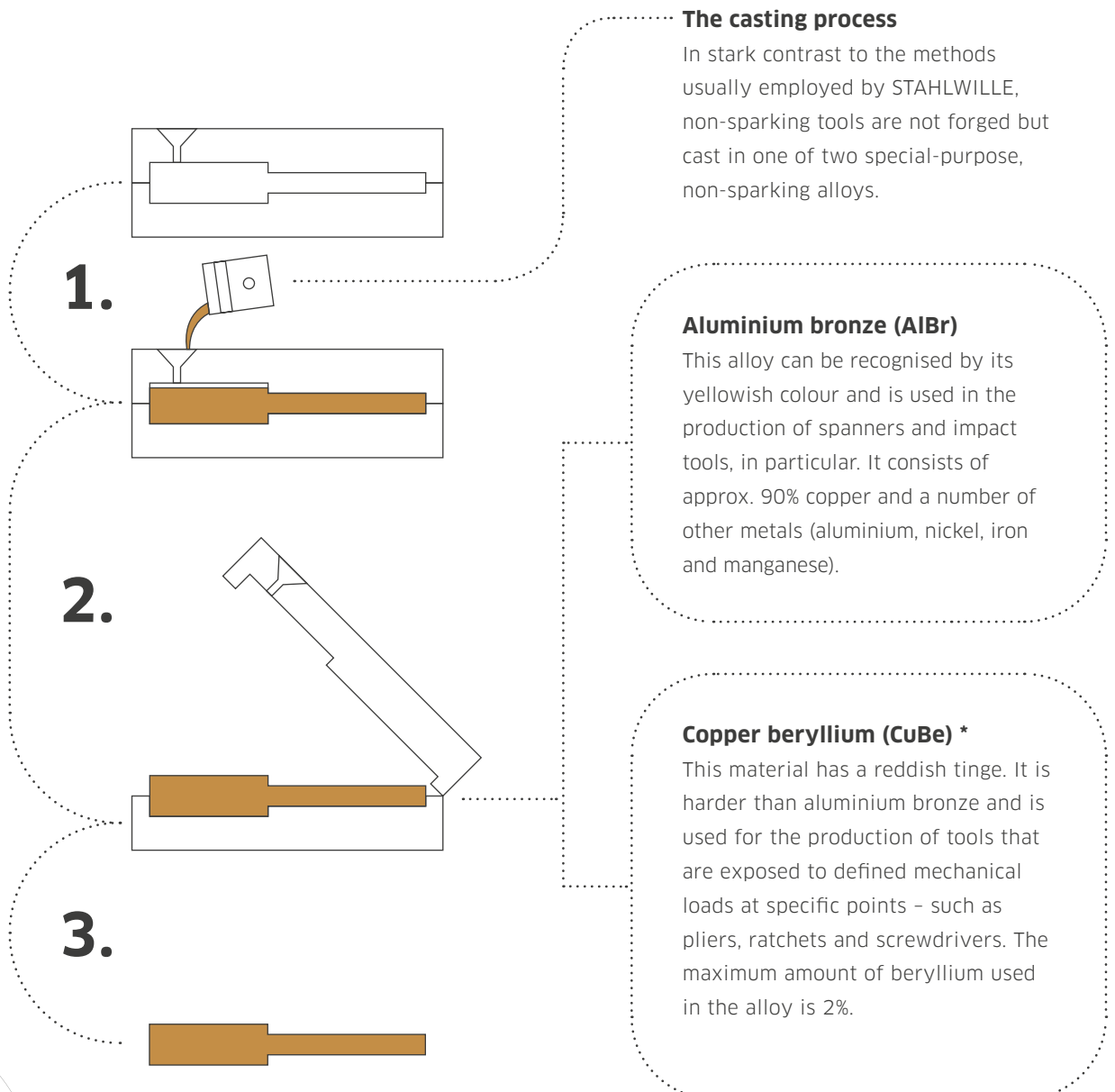
Wherever easily flammable or combustible vapours, liquids or dusts can be found, the use of non-sparking tools is highly recommended. The reason is simply that these zones are potentially explosive atmospheres.

These zones can be found in many companies, because easily inflammable aerosols, liquids and dusts are not only found on drilling rigs, in refineries, in the transport or chemicals industries, but also in areas that are not initially associated with combustibles – from large bakeries to fertiliser or adhesive manufacturers and paintshops.

Tools made of conventional steels can trigger chain reactions – if they are used for striking actions, or break apart or are simply dropped. In all these cases, there is a danger of sparking.



Using non-sparking STAHLWILLE tools is a crucial contributing factor in preventing this danger. In addition, they are available in two different, non-sparking alloys and are not forged but cast – an important preventive measure. If too much force is applied, cast tools bend instead of breaking. The casting process has a further advantage: STAHLWILLE non-sparking spanners have a wider cross-section than standard tools, so torque is transferred extremely uniformly.



* also referred to as spring copper.

NON-SPARKING QUALITY

»MADE IN GERMANY«.

All the non-sparking tools offered by STAHLWILLE are produced in Germany and meet the highest demands in terms of processing quality, service life and ergonomics. Nevertheless, special care is required when using these tools.

Aluminium bronze and copper beryllium have certain common properties that make them ideal for the manufacture of non-sparking tools: in contrast to conventional steel, they are non-magnetic or only slightly magnetic. They are also much softer than steel alloys, which considerably reduces the risk of breakage in the event of overloading, as well as the risk of sparking in the event of slipping or being dropped.

This is why non-sparking tools have to be made of softer alloys. This necessity does have its limits in the overall working hardness of the tool. As a result, the degree of hardness chosen at the development stage is as low as possible, but, at the same time, as hard as necessary.




FLEXIBLE

From the spanner to the ratchet – the range always offers the most appropriate tool.

ATEX COMPLIANT

Non-sparking tools from STAHLWILLE are approved for use in explosive atmospheres.



Proper use is a requirement

Careful handling of non-sparking tools is not only advisable due to the sensitive working environment, because of the softer alloys used, they are not as resilient as conventional tools. Overloading must be avoided at all costs in order to prevent damage and premature wear. In particular, each tool should only be used for its intended purpose and should never be misused.

Refinishing these tools requires special skills

Care must be taken when machining non-sparking tools – especially those made of copper beryllium. Copper beryllium is a material covered by the Control of Substances Hazardous to Health (COSHH) Regulations because it is toxic. While contact with the finished tool is perfectly safe, machining or sanding copper beryllium tools can produce hazardous dust or vapour. For this reason, copper beryllium may only be reground wet. Furthermore, at temperatures in excess of 250 °C, the material loses its alloy properties and will become as soft as copper.

HIGH-GRADE

Premium quality »Made in Germany«, of course

DURABLE

Optimised service life thanks to specially matched alloys.

TOUGH

As a result of the casting process, the risk of tool breakage when in use is minimised.

INTRINSICALLY SAFE AND CERTIFIED. TYPICAL FOR STAHLWILLE.

Before a tool can be termed »non-sparking« or »spark resistant«, it must fulfil certain requirements. Non-sparking tools from STAHLWILLE meet these requirements - and are officially certified for use in ATEX zones Z1, Z2, Z21 and Z22.

The properties of non-sparking tools are defined by Directive 1999/92/EC, which is also known as ATEX 137 (formerly ATEX 118a). ATEX stands for »Atmosphere Explosibles«. The Directive also obliges employers to provide safe work equipment for use in explosion zones. It also defines six explosion zones which differ in the frequency and duration of occurrence of dangerous explosive atmospheres: ATEX zones for gases and dusts.



Important: In order to guarantee optimum protection against explosions, the use of non-sparking tools alone is not sufficient. In areas at risk of fire and explosion, all the legal requirements applicable at the site must always be met in order to guarantee all-round protection.

Analysis of non-sparking materials

Material	Aluminium bronze AlBr					Copper beryllium CuBe			
	Copper	Aluminium	Nickel	Iron	Manganese	Beryllium	Nickel	Cobalt	Copper
Composition	Copper	Aluminium	Nickel	Iron	Manganese	Beryllium	Nickel	Cobalt	Copper
min. in %	Rest	8	4	4	-	1.8	0.1	0.4	Rest
max. in %	Rest	10.5	6	5.5	1.33	2.3	0.5	0.7	Rest
Mechanical properties	Hardened			Untreated					
Tensile strength N/mm ²	780-989			600-670		1117-1326			
Yield point N/mm ²	450-550			250-270		840-880			
Brinell hardness	230-290			140-180		280-365			
Physical properties									
Magnetic properties	1.35 max.					1.005 max.			

The six zones as defined by the Directive are these

Gases



Zone 0: A place in which an explosive atmosphere consisting of a mixture with air of dangerous substances in the form of gas, vapour or mist is present continuously or for long periods or frequently.



Zone 1: A place in which an explosive atmosphere consisting of a mixture with air of dangerous substances in the form of gas, vapour or mist is likely to occur in normal operation occasionally.



Zone 2: A place in which an explosive atmosphere consisting of a mixture with air of dangerous substances in the form of gas, vapour or mist is not likely to occur in normal operation but, if it does occur, will persist for a short period only.



Dusts



Zone 20: A place in which an explosive atmosphere in the form of a cloud of combustible dust in air is present continuously, or for long periods or frequently.



Zone 21: A place in which an explosive atmosphere in the form of a cloud of combustible dust in air is likely to occur in normal operation occasionally.



Zone 22: A place in which an explosive atmosphere in the form of a cloud of combustible dust in air is not likely to occur in normal operation but, if it does occur, will persist for a short period only.

NON-SPARKING – WHATEVER THE ZONE. THE RANGE.

Double-ended open-jaw spanners 6210

Code	□ mm	L mm	⊘ g	Alloy
62 10 06 07	6 x 7	125	65	AlBr
62 10 08 09	8 x 9	125	65	AlBr
62 10 08 10	8 x 10	125	65	AlBr
62 10 10 11	10 x 11	140	90	AlBr
62 10 12 13	12 x 13	160	180	AlBr
62 10 13 17	13 x 17	200	180	AlBr
62 10 14 15	14 x 15	200	165	AlBr
62 10 16 17	16 x 17	200	210	AlBr
62 10 17 19	17 x 19	225	350	AlBr
62 10 18 19	18 x 19	225	320	AlBr
62 10 19 22	19 x 22	240	440	AlBr
62 10 20 22	20 x 22	240	440	AlBr
62 10 21 23	21 x 23	240	420	AlBr
62 10 22 24	22 x 24	240	420	AlBr
62 10 24 27	24 x 27	270	730	AlBr
62 10 30 32	30 x 32	300	780	AlBr



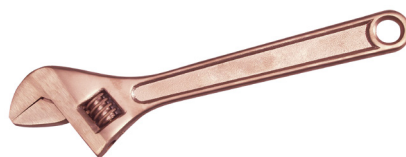
Double-ended open-jaw spanners 6210a

Code	□ "	L mm	⊘ g	Alloy
62 49 16 20	1/4 x 5/16	125	65	AlBr
62 49 24 28	3/8 x 7/16	140	90	AlBr
62 49 28 32	7/16 x 1/2	140	85	AlBr
62 49 32 34	1/2 x 9/16	160	170	AlBr
62 49 34 36	9/16 x 5/8	200	220	AlBr
62 49 36 38	5/8 x 11/16	200	200	AlBr
62 49 40 44	3/4 x 7/8	225	300	AlBr
62 49 41 42	25/32 x 13/16	225	300	AlBr
62 49 44 46	7/8 x 15/16	225	300	AlBr
62 49 46 48	15/16 x 1	270	720	AlBr




Single-ended open-jaw spanners, adjustable 624025

Code	□ max. mm	L mm	⊘ g	Alloy
62 40 25 01	18	150	100	CuBe
62 40 25 02	26	200	200	CuBe
62 40 25 03	30	250	400	CuBe
62 40 25 04	36	300	700	CuBe
62 40 25 05	46	380	1400	CuBe
62 40 25 06	53	450	2700	CuBe
62 40 25 07	67	600	5100	CuBe




Combination spanners 6213

Code	□ mm	L mm	♁ g	Alloy
62 13 06 06	6	135	50	AlBr
62 13 07 07	7	135	55	AlBr
62 13 08 08	8	135	55	AlBr
62 13 09 09	9	155	95	AlBr
62 13 10 10	10	155	85	AlBr
62 13 11 11	11	155	90	AlBr
62 13 12 12	12	190	170	AlBr
62 13 13 13	13	190	165	AlBr
62 13 14 14	14	190	160	AlBr
62 13 15 15	15	210	230	AlBr
62 13 16 16	16	210	230	AlBr
62 13 17 17	17	210	220	AlBr
62 13 18 18	18	230	330	AlBr
62 13 19 19	19	230	330	AlBr
62 13 20 20	20	230	325	AlBr
62 13 21 21	21	250	360	AlBr
62 13 22 22	22	250	355	AlBr
62 13 24 24	24	270	500	AlBr
62 13 25 25	25	270	475	AlBr
62 13 27 27	27	280	665	AlBr
62 13 30 30	30	300	730	AlBr
62 13 32 32	32	300	650	AlBr
62 13 36 36	36	330	930	AlBr
62 13 41 41	41	410	2000	AlBr
62 13 46 46	46	410	1900	AlBr



Combination spanners 6213a

Code	□ "	L mm	♁ g	Alloy
62 08 12 12	3/16	90	30	AlBr
62 08 14 14	7/32	90	30	AlBr
62 08 16 16	1/4	135	45	AlBr
62 08 18 18	9/32	135	34	AlBr
62 08 20 20	5/16	135	45	AlBr
62 08 22 22	11/32	155	60	AlBr
62 08 24 24	3/8	155	60	AlBr
62 08 28 28	7/16	155	60	AlBr
62 08 32 32	1/2	190	110	AlBr
62 08 34 34	9/16	190	110	AlBr
62 08 36 36	5/8	210	200	AlBr
62 08 38 38	11/16	230	230	AlBr
62 08 40 40	3/4	230	230	AlBr
62 08 42 42	13/16	250	300	AlBr
62 08 44 44	7/8	250	300	AlBr
62 08 46 46	15/16	270	410	AlBr
62 08 48 48	1	270	410	AlBr



Double-ended ring spanners, offset 6220

Code	□ mm	L mm	⌀ g	Alloy
62 20 06 07	6 x 7	170	105	AlBr
62 20 08 09	8 x 9	170	100	AlBr
62 20 10 11	10 x 11	180	145	AlBr
62 20 10 13	10 x 13	195	175	AlBr
62 20 12 13	12 x 13	195	180	AlBr
62 20 13 17	13 x 17	230	250	AlBr
62 20 14 15	14 x 15	230	250	AlBr
62 20 16 17	16 x 17	230	240	AlBr
62 20 17 19	17 x 19	280	400	AlBr
62 20 18 19	18 x 19	280	400	AlBr
62 20 20 22	20 x 22	280	380	AlBr
62 20 24 27	24 x 27	330	670	AlBr
62 20 30 32	30 x 32	370	860	AlBr



Striking face open-ended spanners 6212

Code	□ mm	L mm	⌀ g	Alloy
62 12 00 30	30	175	350	AlBr
62 12 00 32	32	220	680	AlBr
62 12 00 36	36	220	640	AlBr
62 12 00 41	41	230	790	AlBr
62 12 00 46	46	240	1150	AlBr
62 12 00 50	50	260	1350	AlBr
62 12 00 55	55	280	1600	AlBr
62 12 00 60	60	335	2600	AlBr



Striking face ring spanners 6225

Code	□ mm	L mm	⌀ g	Alloy
62 25 00 30	30	190	550	AlBr
62 25 00 32	32	190	580	AlBr
62 25 00 36	36	210	690	AlBr
62 25 00 41	41	230	1000	AlBr
62 25 00 46	46	240	1250	AlBr
62 25 00 50	50	255	1400	AlBr
62 25 00 55	55	280	1340	AlBr
62 25 00 60	60	280	2400	AlBr
62 25 00 65	65	295	2800	AlBr
62 25 00 70	70	320	3400	AlBr



Heavy-duty ring spanners 6226

Code	□ mm	L mm	∅ g	Alloy
62 26 00 24	24	260	1000	AlBr
62 26 00 27	27	260	960	AlBr
62 26 00 30	30	260	950	AlBr
62 26 00 32	32	260	940	AlBr
62 26 00 36	36	260	910	AlBr
62 26 00 41	41	270	1100	AlBr
62 26 00 46	46	300	1500	AlBr
62 26 00 50	50	350	1700	AlBr
62 26 00 55	55	360	1900	AlBr



Tubular handles for heavy-duty ring spanners 6226

Code	□ mm	L mm	∅ g	Alloy
62 27 10 01	24-41	22 x 600	1100	AlBr
62 27 10 02	46-55	25 x 750	2800	AlBr




Sockets 6240, 1/4"

Code	□ mm	L mm	∅ g	Alloy
62 40 00 04	4	25	13	CuBe
62 40 00 45	4.5	25	14	CuBe
62 40 00 05	5	25	14	CuBe
62 40 00 55	5.5	25	14	CuBe
62 40 00 06	6	25	14	CuBe
62 40 00 07	7	25	14	CuBe
62 40 00 08	8	25	17	CuBe
62 40 00 09	9	25	19	CuBe
62 40 00 10	10	25	20	CuBe
62 40 00 11	11	25	24	CuBe
62 40 00 12	12	26	28	CuBe
62 40 00 13	13	26	29	CuBe
62 40 00 14	14	26	30	CuBe



Ratchet 62423, 1/4"

Code	L mm	∅ g	Alloy
62 42 30 00	150	165	CuBe



Extensions 62405, 1/4"

Code	L mm	∅ g	Alloy
62 40 50 00	55	20	CuBe
62 40 50 01	100	60	CuBe
62 40 50 02	200	100	CuBe



Sliding T-handle 62404, 1/4"

Code	L mm	∅ g	Alloy
62 40 40 00	200	160	CuBe



Drive handle 62400, 1/4"

Code	L mm	∅ g	Alloy
62 40 00 00	140	65	CuBe



Adapter 62409, 1/4" inner to 3/8" outer

Code	L mm	∅ g	Alloy
62 40 90 00	22	22	CuBe




Adapter 62410, 1/4" inner to 1/2" outer

Code	L mm	∅ g	Alloy
62 41 00 00	30	40	CuBe



Universal joint 62407, 1/4"

Code	L mm	∅ g	Alloy
62 40 70 00	55	55	CuBe



Ratchet 62523, 3/8"

Code	L mm	∅ g	Alloy
62 52 30 00	200	370	CuBe



Extensions 62427, 3/8"

Code	L mm	∅ g	Alloy
62 42 70 00	50	50	AlBr
62 42 70 01	125	105	AlBr
62 42 70 02	250	217	AlBr



Jointed handle 62424, 3/8"

Code	L mm	∅ g	Alloy
62 42 40 00	250	254	AlBr



Sliding T-handle 62425, 3/8"

Code	L mm	∅ g	Alloy
62 42 50 00	160	132	AlBr



Drive handle 62500, 3/8"

Code	L mm	∅ g	Alloy
62 50 00 00	210	160	AlBr



Sockets 62456, 3/8"

Code	Ø mm	L mm	Ø _h g	Alloy
62 45 60 08	8	32	16	AlBr
62 45 60 09	9	32	17	AlBr
62 45 60 10	10	32	17	AlBr
62 45 60 11	11	32	20	AlBr
62 45 60 12	12	32	20	AlBr
62 45 60 13	13	32	21	AlBr
62 45 60 14	14	32	21	AlBr
62 45 60 15	15	33	28	AlBr
62 45 60 16	16	33	31	AlBr
62 45 60 17	17	34	40	AlBr
62 45 60 18	18	34	44	AlBr
62 45 60 19	19	35	53	AlBr
62 45 60 20	20	37	56	AlBr
62 45 60 21	21	37	62	AlBr
62 45 60 22	22	37	67	AlBr



Sockets 62456a, 3/8"

Code	Ø "	L mm	Ø _h g	Alloy
62 45 60 24	3/8	32	19	AlBr
62 45 60 28	7/16	32	20	AlBr
62 45 60 32	1/2	32	20	AlBr
62 45 60 34	9/16	32	27	AlBr
62 45 60 36	5/8	32	37	AlBr
62 45 60 38	11/16	32	40	AlBr
62 45 60 40	3/4	32	47	AlBr
62 45 60 44	7/8	32	70	AlBr



Adapter 62432, 3/8" inner to 1/2" outer

Code	L mm	Ø _h g	Alloy
62 43 20 00	35	34	AlBr



Adapter 62431, 3/8" inner to 1/4" outer

Code	L mm	Ø _h g	Alloy
62 43 10 00	29	29	AlBr



Universal joint 62428, 3/8"

Code	L mm	Ø _h g	Alloy
62 42 80 00	60	75	AlBr



Sockets 6252, 1/2"

Code	Ø mm	L mm	Ø g	Alloy
62 52 00 08	8	40	50	AlBr
62 52 00 09	9	40	50	AlBr
62 52 00 10	10	40	50	AlBr
62 52 00 11	11	40	50	AlBr
62 52 00 12	12	40	50	AlBr
62 52 00 13	13	40	50	AlBr
62 52 00 14	14	40	55	AlBr
62 52 00 15	15	40	55	AlBr
62 52 00 16	16	40	60	AlBr
62 52 00 17	17	40	65	AlBr
62 52 00 18	18	40	75	AlBr
62 52 00 19	19	42	85	AlBr
62 52 00 20	20	42	95	AlBr
62 52 00 21	21	43	100	AlBr
62 52 00 22	22	43	110	AlBr
62 52 00 23	23	43	120	AlBr
62 52 00 24	24	43	125	AlBr
62 52 00 27	27	46	150	AlBr
62 52 00 28	28	46	175	AlBr
62 52 00 30	30	46	195	AlBr
62 52 00 32	32	46	240	AlBr
62 52 00 36	36	50	380	AlBr



Sockets 6252a, 1/2"

Code	Ø "	L mm	Ø g	Alloy
62 52 01 24	3/8	40	50	AlBr
62 52 01 28	7/16	40	50	AlBr
62 52 01 32	1/2	40	50	AlBr
62 52 01 34	9/16	40	55	AlBr
62 52 01 36	5/8	40	60	AlBr
62 52 01 38	11/16	40	65	AlBr
62 52 01 40	3/4	42	85	AlBr
62 52 01 42	13/16	43	95	AlBr
62 52 01 44	7/8	43	110	AlBr
62 52 01 46	15/16	43	120	AlBr
62 52 01 48	1	43	130	AlBr
62 52 01 50	1 1/16	46	150	AlBr
62 52 01 56	1 1/4	46	240	AlBr



Ratchet 62623, 1/2"

Code	L mm	Ø g	Alloy
62 62 30 00	250	590	CuBe



Extensions 62509, 1/2"

Code	L mm	∅ _g	Alloy
62 50 90 00	100	180	AlBr
62 50 90 01	200	315	AlBr
62 50 90 02	250	360	AlBr



Jointed handles 62504, 1/2"

Code	L mm	∅ _g	Alloy
62 50 40 00	250	460	AlBr
62 50 40 01	380	590	AlBr



Sliding T-handle 62506, 1/2"

Code	L mm	∅ _g	Alloy
62 50 60 00	250	450	AlBr



Adapter 62513, 1/2" inner to 3/4" outer

Code	L mm	∅ _g	Alloy
62 51 30 00	50	120	AlBr



Adapter 62514, 1/2" inner to 3/8" outer

Code	L mm	∅ _g	Alloy
62 51 40 00	34	70	AlBr




Universal joint 62510, 1/2"

Code	L mm	∅ _g	Alloy
62 51 00 00	80	135	AlBr



T-extension 62511, 1/2"

Code	L mm	∅ _g	Alloy
62 51 10 00	245	500	AlBr



INHEX inserts 6254, 1/2"

Code	∅ mm	L mm	∅ _g	Alloy
62 54 03 04	4	60	65	AlBr
62 54 03 05	5	60	70	AlBr
62 54 03 06	6	60	70	AlBr
62 54 03 07	7	60	75	AlBr
62 54 03 08	8	60	80	AlBr
62 54 03 10	10	60	95	AlBr
62 54 03 12	12	60	115	AlBr
62 54 03 14	14	60	145	AlBr
62 54 03 17	17	60	205	AlBr
62 54 03 19	19	60	230	AlBr




Sockets 6255, 3/4"

Code	Ø mm	L mm	Ø g	Alloy
62 55 05 19	19	50	180	AlBr
62 55 05 22	22	55	180	AlBr
62 55 05 24	24	55	350	AlBr
62 55 05 27	27	55	300	AlBr
62 55 05 30	30	60	310	AlBr
62 55 05 32	32	60	375	AlBr
62 55 05 36	36	60	430	AlBr
62 55 05 38	38	60	490	AlBr
62 55 05 41	41	65	560	AlBr
62 55 05 46	46	65	655	AlBr
62 55 05 50	50	70	785	AlBr
62 55 05 55	55	70	900	AlBr
62 55 05 60	60	70	1290	AlBr



Ratchet 62723, 3/4"

Code	L mm	Ø g	Alloy
62 72 30 00	320	1900	CuBe



Extensions 62559, 3/4"

Code	L mm	Ø g	Alloy
62 55 90 00	100	350	AlBr
62 55 90 01	250	700	AlBr
62 55 90 02	380	1670	AlBr



Jointed handle 62604, 3/4"

Code	L mm	Ø g	Alloy
62 60 40 00	460	1300	AlBr



Sliding T-handle 62558, 3/4"

Code	L mm	Ø g	Alloy
62 55 80 00	500	1480	AlBr



Adapter 62569, 3/4" inner to 1" outer

Code	L mm	Ø g	Alloy
62 56 90 00	61	325	AlBr



Square drive adapter 62567, 3/4"

Code	L mm	Ø g	Alloy
62 56 70 00	51.5	135	AlBr



Universal joint 62561, 3/4"

Code	L mm	Ø g	Alloy
62 56 10 00	106	570	AlBr



Sockets 6260, 1"

Code	Ø mm	L mm	Ø g	Alloy
62 60 06 32	32	60	510	AlBr
62 60 06 36	36	65	550	AlBr
62 60 06 41	41	70	710	AlBr
62 60 06 42	42	70	710	AlBr
62 60 06 46	46	70	710	AlBr
62 60 06 50	50	75	930	AlBr



Ratchet 62823, 1"

Code	L mm	Ø g	Alloy
62 82 30 00	550	3400	CuBe



Extensions 62859, 1"

Code	L mm	Ø g	Alloy
62 85 90 00	100	800	AlBr
62 85 90 01	250	1400	AlBr
62 85 90 02	400	2090	AlBr



Sliding T-handle 62888, 1"

Code	L mm	Ø g	Alloy
62 88 80 00	700	3985	AlBr



Adapter 62866, 1" inner to 3/4" outer

Code	L mm	Ø g	Alloy
62 86 60 00	70	540	AlBr



Square drive adapter 62885, 1"

Code	L mm	Ø g	Alloy
62 88 50 00	68	325	AlBr



Universal joint 62884, 1"

Code	L mm	Ø g	Alloy
62 88 40 00	132	1450	AlBr



Flat-bladed screwdrivers 6246

Code	b mm	L mm	⌀ g	Alloy
62 46 00 01	3	75	30	CuBe
62 46 00 02	4.5	100	55	CuBe
62 46 00 04	6	100	80	CuBe
62 46 00 06	8	150	145	CuBe
62 46 00 07	10	200	185	CuBe
62 46 00 08	10	300	230	CuBe



Cruciform-tip screwdrivers 6247

Code	PH	L mm	⌀ g	Alloy
62 47 00 10	1	80	60	CuBe
62 47 00 20	2	100	90	CuBe
62 47 00 30	3	150	165	CuBe




Stillson wrenches, adjustable 626558

Code	⌀ max. "	L mm	⌀ g	Alloy
62 65 58 01	1 1/2	385	1370	AlBr
62 65 58 03	2 1/2	625	4050	AlBr
62 65 58 04	3 1/2	850	7350	AlBr



Corner pipe wrenches 626549

Code	⌀ max. "	L mm	⌀ g	Alloy
62 65 49 00	1	320	820	CuBe
62 65 49 01	1 1/2	430	1570	CuBe
62 65 49 02	2	540	3200	CuBe



Combination pliers 626501

Code	L mm	⌀ g	Alloy
62 65 01 60	160	350	CuBe
62 65 02 00	200	425	CuBe



Side-cutters 626600

Code	L mm	⌀ g	Alloy
62 66 01 65	165	200	CuBe



Slip-joint pliers 626551

Code	⌀ max. mm	L mm	⌀ g	Alloy
62 65 52 50	30	250	370	CuBe



Work scissors 6213148

Code	L mm	⌀ g	Alloy
62 13 14 80	220	225	CuBe



Engineer's hammers 6210960

Code	Weight g	Alloy
62 10 96 01	300	AlBr
62 10 96 02	500	AlBr



Sledge hammers 6210941

Code	Weight g	Alloy
62 10 94 11	3000	AlBr
62 10 94 12	5000	AlBr



Club hammers 6210942

Code	Weight g	Alloy
62 10 94 21	1000	AlBr
62 10 94 22	1500	AlBr
62 10 94 23	2000	AlBr



Flat cold chisels 62102

Code	Schneide mm	L mm	Weight g	Alloy
62 10 21 50	20	150	200	AlBr
62 10 22 00	25	200	320	AlBr
62 10 22 50	25	250	550	AlBr
62 10 23 00	25	300	560	AlBr



Drift punches 62104

Code	s ϕ mm	d ϕ mm	L mm	Weight g	Alloy
62 10 40 02	2	8	120	35	AlBr
62 10 40 03	3	8	120	35	AlBr
62 10 40 04	4	8	120	40	AlBr
62 10 40 05	5	10	120	60	AlBr
62 10 40 06	6	10	120	60	AlBr
62 10 40 08	8	12	120	65	AlBr



Pin punches 62108

Code	s ϕ mm	d ϕ mm	L mm	Weight g	Alloy
62 10 80 01	2	10	110	50	AlBr
62 10 80 02	3	10	110	45	AlBr
62 10 82 03	4	10	120	50	AlBr
62 10 82 04	5	10	130	50	AlBr
62 10 82 05	6	10	140	60	AlBr
62 10 82 06	8	12	150	100	AlBr



